

Location Scouting

...

Ian Manglaviti & Jennifer Meyer

Herbert F. Johnson Museum of Art

114 Central Ave. Ithaca, NY 14853



Daytime modern or futuristic (sci-fi)

Photographs (Exterior)




Photographs (Exterior)



Photographs (Interior Lobby)



Photographs (Interior Lobby)



Photographs



Parking in front of
building & down
Central Ave.

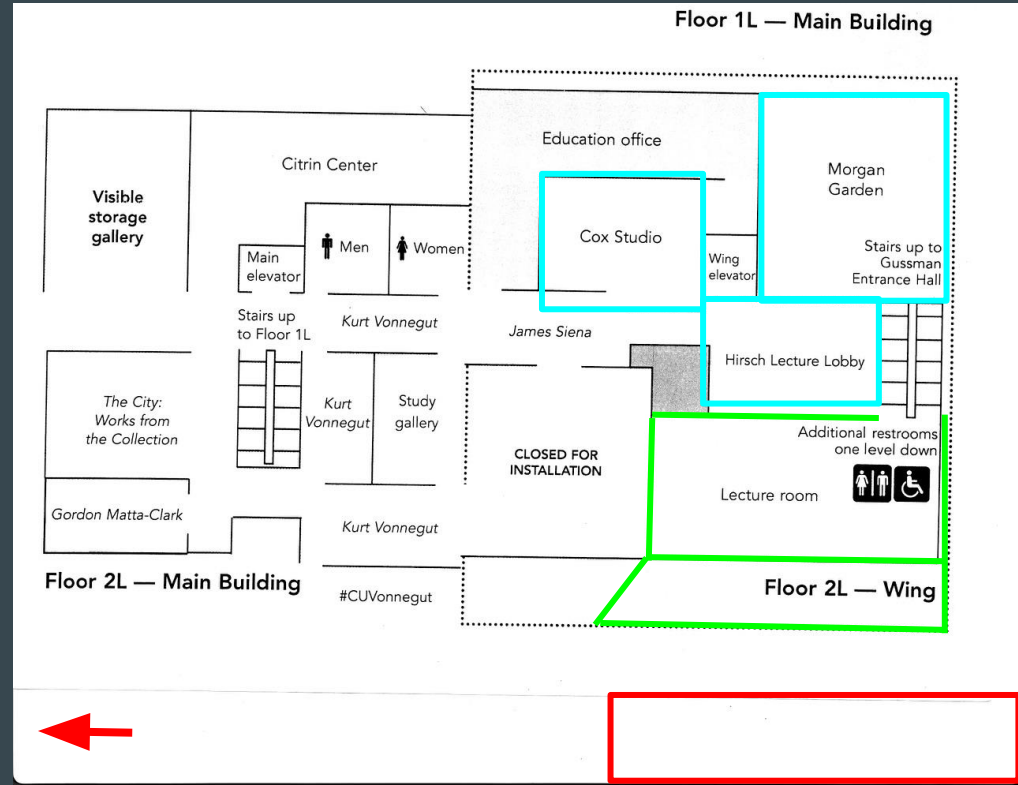


Photographs (Interior)



Location Diagram

- Focus on 1L Wing Lobby for location
- **Green** highlighted area for shooting
- **Parking** is out front + additional down Central Ave.
- **Load-in / hold areas** for costume, hair, makeup, etc. down stairs
- Bathroom directly downstairs in Hirsch Lecture Lobby



Additional Parking down Central Ave.

General Information

This beautiful art museum is located on the campus of Cornell University (unaffiliated with the school). It is best known for its unique concrete structure and is visited by many for its vast array of permanent and temporary collections. It includes many different sections/rooms with about 6 different accessible floors. Elevator and stairs reach all floors. Many bathrooms and storage areas available. The layout is very open.

Regular hours of operation: Monday: Closed; Tuesday-Sunday: 10am-5pm

Director: Stephanie Wiles

Website: museum.cornell.edu Check out their website to view current exhibitions and special hours of operation.

Additional Information:

Welcome to the Johnson Museum of Art.

We are delighted that you are interested in doing a project in the Museum. To make your time in the building comfortable and productive, we ask, above all, that you remember that this is a public building, with many visitors of all ages, and a museum with many valuable and delicate works of art in it. Please be very careful of both the art and the people, as well as the furniture, carpet, and other furnishings.

We also ask that you fill out the form on the back. This completed and approved form will be left at the front desk and will allow you to work in the Museum only during the times and dates approved. WE MUST HAVE AT LEAST ONE WEEK TO COMPLETE THE APPROVAL PROCEDURE OUTLINED BELOW. WE CANNOT APPROVE YOUR PROJECT IF WE ARE GIVEN INADEQUATE TIME TO RECEIVE THE PROPER PERMISSION.

REQUIREMENTS TO KEEP IN MIND

- Please remember that no food or drink, smoking, nudity or inappropriate behavior, is allowed in the Museum.
- The Museum often borrows works of art that are restricted by copyright. Please photograph only those works that belong to the Museum (generally, the ones that are on floors 1, 2, and 5). Please ask your museum contact person for guidance on this.
- Also, to preserve the works of art and to avoid interfering with other visitors, please do not use a flash in any part of the Museum. Permission is needed for cameras with tripods.
- You will be responsible for any damage that you cause during your visit.

The receptionist is required to inspect all bags and equipment before you enter the galleries and before you leave the Museum. Please be cooperative, and allow time for this in your schedule.

APPROVAL PROCEDURE

1. Complete the Project Information Form on the reverse page.
2. Give the completed form to the Lobby Receptionist.
3. The Project Information Form will be given to Al Miller, chief of security, to oversee the approval process.
4. You will be notified of approval, and a copy of the form will be kept at the Lobby desk for admittance purposes.

PLEASE FILL OUT THE PROJECT INFORMATION FORM ON THE NEXT PAGE

(Attn: Al Miller, Chief of Security)

Your name: _____

Address: _____

Phone: _____ Email: _____

Please describe briefly what you plan to do in the Museum:

What floor and gallery of the Museum do you plan to work in?

What specific works of art will you be photographing?

What equipment do you plan to bring in?

Names of other people who will be working with you in the Museum:

Course Name: _____ Professor(s): _____

Date and time you will be working in the Museum: _____

Contact on the Museum staff: _____

I have read the requirements of the Museum on the reverse side and will comply with them while working in the Museum. If my project changes in any way, I understand I need to get approval for these changes before proceeding with my project.

Signature: _____ Date: _____

Approved by:

Signature: _____ Date: _____

Signature: _____ Date: _____

Curator or Registrar

Copies sent to: Front desk, Security Captain, Curator, Registrar
Individual notified: (date) _____

Museum

- (607) 255-6464
- Social Media
- @HFJ Museum

Chief of Security & Special Events

→ Al Miller

- t. (607) 254-4653
- c. (607) 227-1986
- arm13@cornell.edu

Appropriate Use of Location

This is a great filming location for either interior or exterior shoots. The architecture is very geometric which gives it a modern or futuristic look. Genres that would work well with this location are horror, sci-fi and psychological thrillers because of the open spaces, sharp lines and shapes of the building and symbolic nature of the art pieces and area as a whole. There is an opening on one of the top floors with a ceiling over it. This ceiling is covered in lights that sparkle at night. It's a great atmosphere for either a romantic setting or a creepy sci-fi scene that could involve other-worldly or paranormal creatures. The location could be used for a shoot in need of a museum for generic reasons such as a date spot or a group going on a visit to appreciate some art. It could also be used with regards to a deeper meaning such as a physical barrier for characters who are trapped. For example, a couple growing tired of each other visit this museum just because it's something to do in their monotonous relationship. They get locked in and while trying to get out - just because it's inconvenient, they realize they're not alone and have to work together to stay alive from a menacing presence. For these purposes, the location is decorated perfectly and wouldn't need much to add to the desired atmosphere. There are great views from the outside balcony as well as the top floor windows(shown in photograph section). The area surrounding the museum is gorgeous and full of old buildings as well as the hilly environment of Ithaca. This location could be great for any type of film production and looks stunning on camera as well as in real life.

Filming

Some issues with filming here may include:

NOISE AND UNWANTED VISITORS - Since this is a public business, they may not be able to close the facility for your private use.

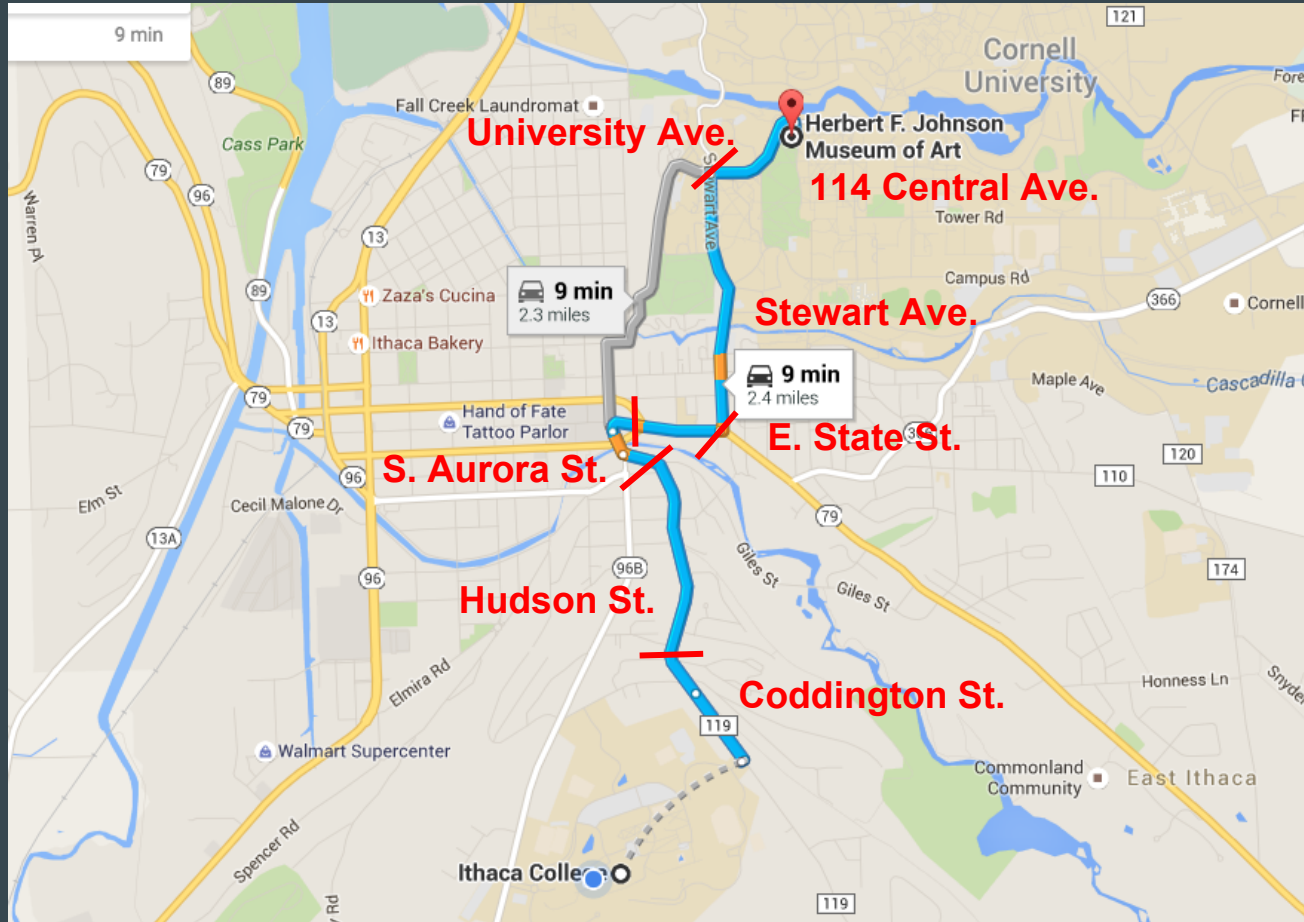
CREDITING ARTWORK - Make sure you have permission to use specific works in your film. Never assume what you can and cannot film.

PARKING - Parking is limited and normally crowded. Parking meters are used for weekly hours of business. Additional parking may be found on streets next to building.

➡ Make sure to set a detailed schedule in advance with the building director to assure shooting dates within given production time.


Other than that, receiving permission should be relatively easy. Fill out the form and make sure to communicate frequently with the owners. Have fun and be safe!!


Directions from Ithaca College




9 min (2.4 mi) via Hudson St and Stewart Ave




 Ithaca College

 Head northeast on Grant Egbert Blvd toward Coddington Rd


49 ft

 Turn left onto Coddington Rd


0.2 mi

 Slight right onto Hudson St

0.8 mi

 Turn right onto S Aurora St

348 ft

 Turn right onto E M.L.K. Jr. St/E State St


0.3 mi

 Turn left onto Stewart Ave

0.7 mi

 Turn right onto University Ave

0.3 mi

 Turn right onto Central Ave

 Destination will be on the right

190 ft

 Herbert F. Johnson Museum of Art, 114 Central Avenue, Ithaca, NY 14853